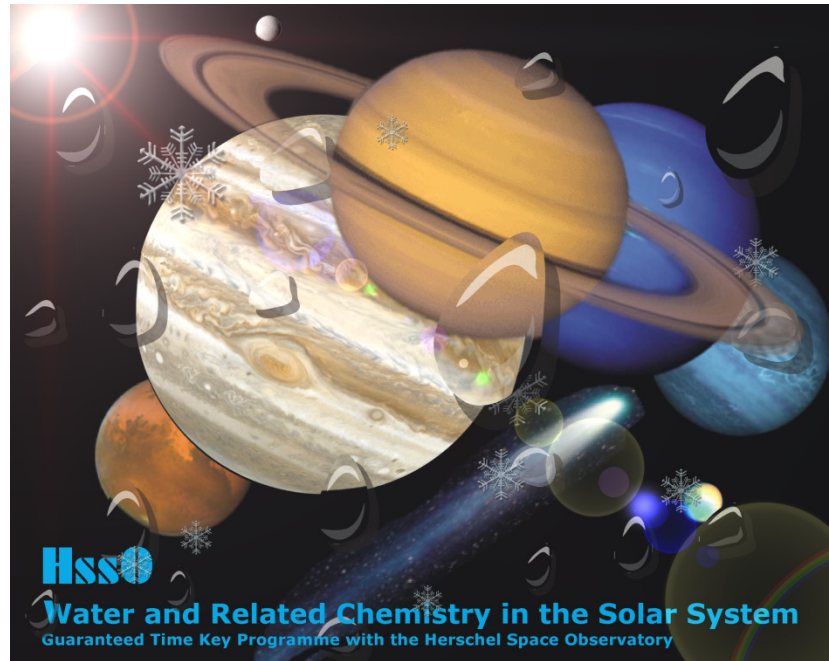


Water and related chemistry in the solar system (HssO) – initial results



Paul Hartogh, Jacques Crovisier, Emmanuel Lellouch, Nicolas Biver, Dominique Bockelée-Morvan, Helmut Feuchtgruber, Trevor Fulton, Matt Griffin, Christopher Jarchow, Raphael Moreno, Miriam Rengel, Bruce Swinyard, Bart Vandenbussche and the HssO Team

HssO Participants



- **Marek Banaszekiewicz,**
- **Frank Bensch**
- **Edwin A. Bergin**
- **Francoise Billebaud**
- **Nicolas Biver⁵**
- **Geoffrey A. Blake**
- **Maria I. Blecka**
- **Joris Blommaert**
- **Dominique Bockelée-Morvan**
- **Thibault Cavalié**
- **José Cernicharo**
- **Régis Courtin**
- **Jacques Crovisier**
- **Gary Davis**
- **Leen Decin**
- **Martin Emprechtinger**
- **Pierre Encrenaz**
- **Thérèse Encrenaz**
- **Trevor Fulton**
- **Thijs de Graauw**
- **Armando Gonzalez**
- **Paul Hartogh (PI, coordinator)**
- **Damien Hutsemékers**
- **Christopher Jarchow**
- **Emmanuël Jehin**
- **Mark Kidger**
- **Michael Küppers**
- **Arno de Lange**
- **Luisa-Maria Lara**
- **Sarah Leeks**
- **Emmanuel Lellouch**
- **Dariusz C. Lis**
- **Rosario Lorente**
- **Jean Manfroid**
- **Alexander S. Medvedev**
- **Raphael Moreno**
- **David Naylor**
- **Glenn Orton**
- **Ganna Portyankina**
- **Miriam Rengel**
- **Hideo Sagawa**
- **Miguel Sánchez-Portal**
- **Rudolf Schieder**
- **Sunil Sidher**
- **Daphne Stam**
- **Bruce Swinyard**
- **Slawomira Szutowicz**
- **Gillian Thornhill**
- **Nicolas Thomas**
- **Miguel de Val Borro**
- **Bart Vandenbussche**
- **Eva Verdugo**
- **Christoffel Waelkens**
- **Helen Walker**



Outline

- Comet C/2006 W3 Christensen PACS/SPIRE
- Neptune methane with PACS
- Mars CO, Water and Isotopes with PACS
- Mars CO and water with SPIRE



Observations of comet C/2006 W3 (Christensen)



Credit :
Rok Palcic

- A long-period comet (P = 140,000 yr) from the Oort cloud
- Distant : perihelion on 6 Jul. 2009 at 3.13 AU from the Sun
- Bright (mv = 8.5 @3.1 AU) suggesting activity driven by the release of hypervolatiles (CO, CO₂)
- OH Nançay observations @3.3 AU pre-perihelion:
water production rate $Q(\text{H}_2\text{O}) = 5 \times 10^{28}$ mol/s
- A weak target for investigation of H₂O lines using PACS/SPIRE on Herschel



Observations of C/2006 W3 (Christensen) with the Herschel Space telescope


- **PACS** (1 & 8 Nov. 2009)
 - Photometer maps (red & blue)
 - Dedicated line spectroscopy : 5 water lines at 108.15, 138.6, 174.75, 179.65 and 180.61 μm
 - SED range scans
- **SPIRE** (8 Nov. 2008)
 - High resolution spectral scan, sparse image sampling



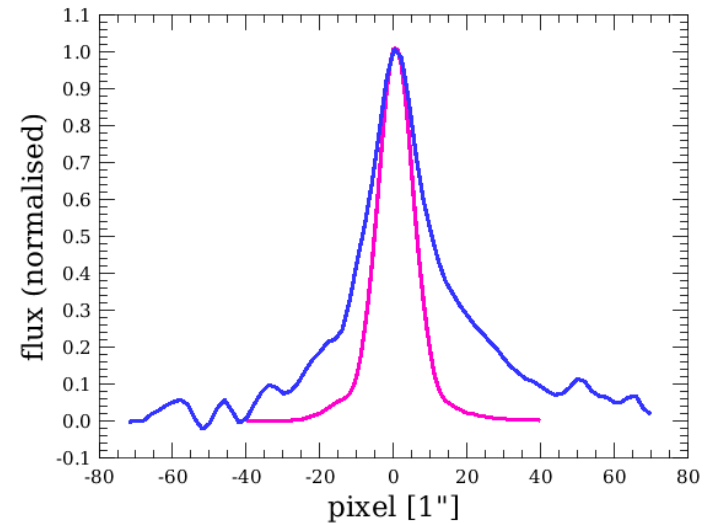
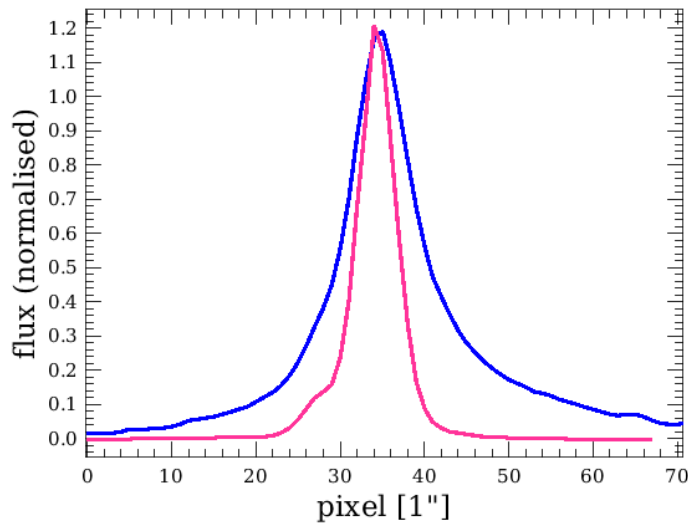

Comet imaging with PACS

The dust coma is resolved

1' x 1' (1' = 1.6 x 10⁵ km)



1' x 1'

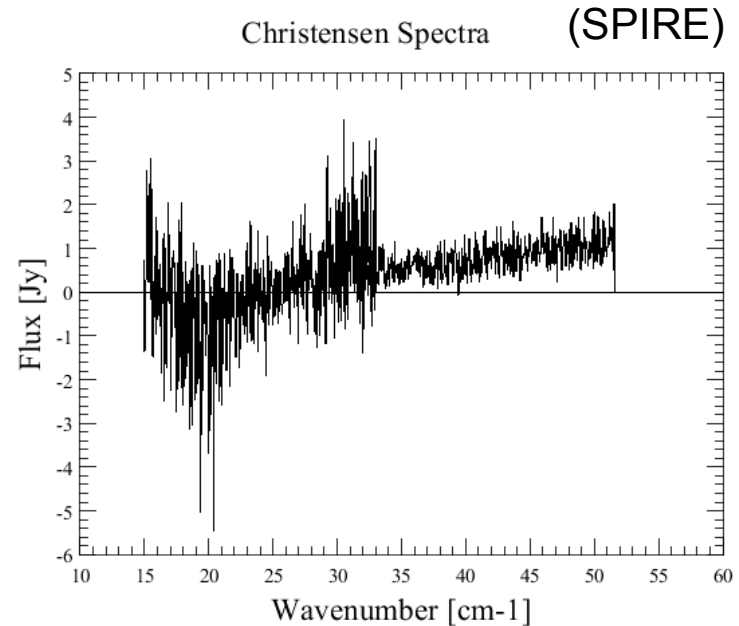
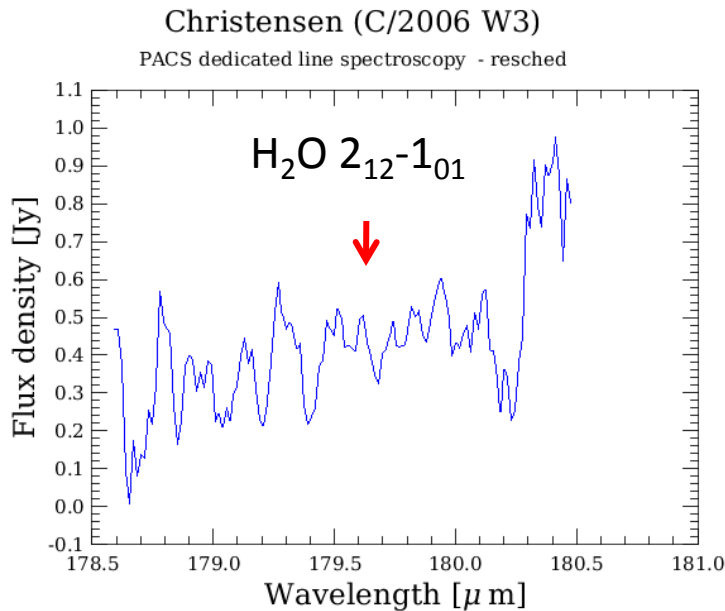


— Christensen image cut E-W — Aligned PSF (Vesta) image cut



Spectroscopy with PACS and SPIRE

H₂O lines are not detected



- **PACS** : Expected strongest H₂O line : 2₁₂-1₀₁ @179.65 μ m = 1669.9 GHz
- **SPIRE**: Expected strongest H₂O line : 1₁₁-0₀₀ @37.1 cm⁻¹ = 1113 GHz
- Excitation and radiative transfer modelling with a coma temperature of 18 K
- 3-sigma upper limits on the water production rate :

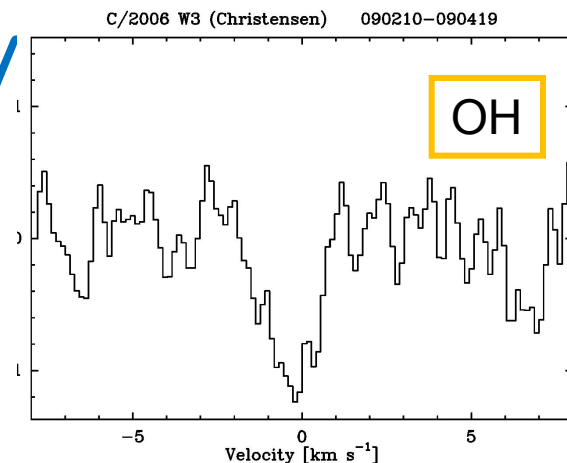
PACS: $Q(\text{H}_2\text{O}) < 1.2 \times 10^{28}$ mol/s SPIRE: $Q(\text{H}_2\text{O}) < 6 \times 10^{28}$ mol/s



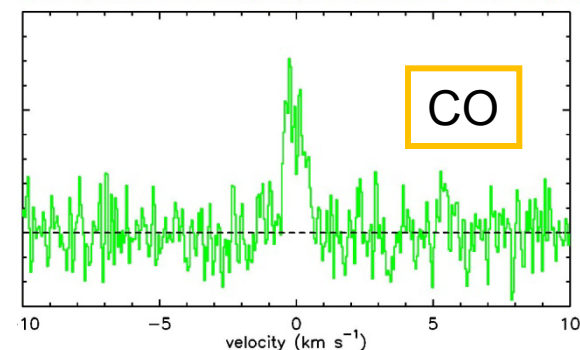
Supporting observations at Nançay and IRAM

- 2-Jan.-2009 → 19 Apr. 2009: OH radical at Nançay
 $r_h = 3.60-3.20$ AU: $Q_{H_2O} = 5 \text{ } 1 \text{ } 10^{28}$ at $r_h=3.3$ AU
- 12 → 14 Sep. 2009: HCN, CH₃OH, CS, H₂S, CO at 30-m
 $r_h = 3.2$ AU, D = 2.58 AU
- 29 Oct. 2009 : HCN and CO at IRAM 30-m
 $r_h = 3.32$ AU, D = 3.48 AU

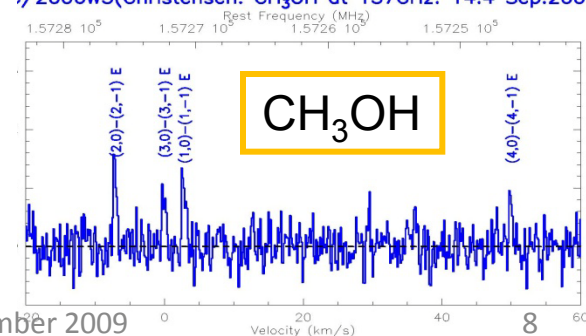
- ✓ Measure pre-perihelion H₂O production rate
- ✓ Investigate species of different volatilities to constrain sublimation processes in comet nuclei
- ✓ Measure the gas temperature and velocity to interpret H₂O Herschel observations
 $\rightarrow T_{\text{gas}} = 18$ K $v_{\text{gas}} = 0.5$ km/s



006W3(Christensen: CO(2-1) at 230.5GHz: 14.87 Sep.2009



/2006W3(Christensen: CH₃OH at 157GHz: 14.4 Sep.2009





C/2006 W3 (Christensen) - Results

Spectroscopy

- ✓ Strong pre-post perihelion asymmetry in water production at 3.3 AU
→ Pre-perihelion : sublimation from icy grains ?
- ✓ coma dominated by CO : $Q(\text{CO})/Q(\text{H}_2\text{O}) > 300 \%$
(2 to 20 % in comets at ~ 1 AU from the Sun)
- ✓ coma strongly enriched in species more volatile than water
(compared to comets at ~ 1 AU)
→ analogy with Hale-Bopp coma composition at 3.3 AU
→ suggests Christensen 's nucleus to be CO-rich and of very low thermal inertia

Photometry

- ✓ Nucleus radius < 6 km (assuming slow rotator)
- ✓ Dust production rate : ~ 3000 kg/s (assuming β -Pic dust opacities)
- ✓ Dust-to-gas ratio ~ 2 (rough estimate)

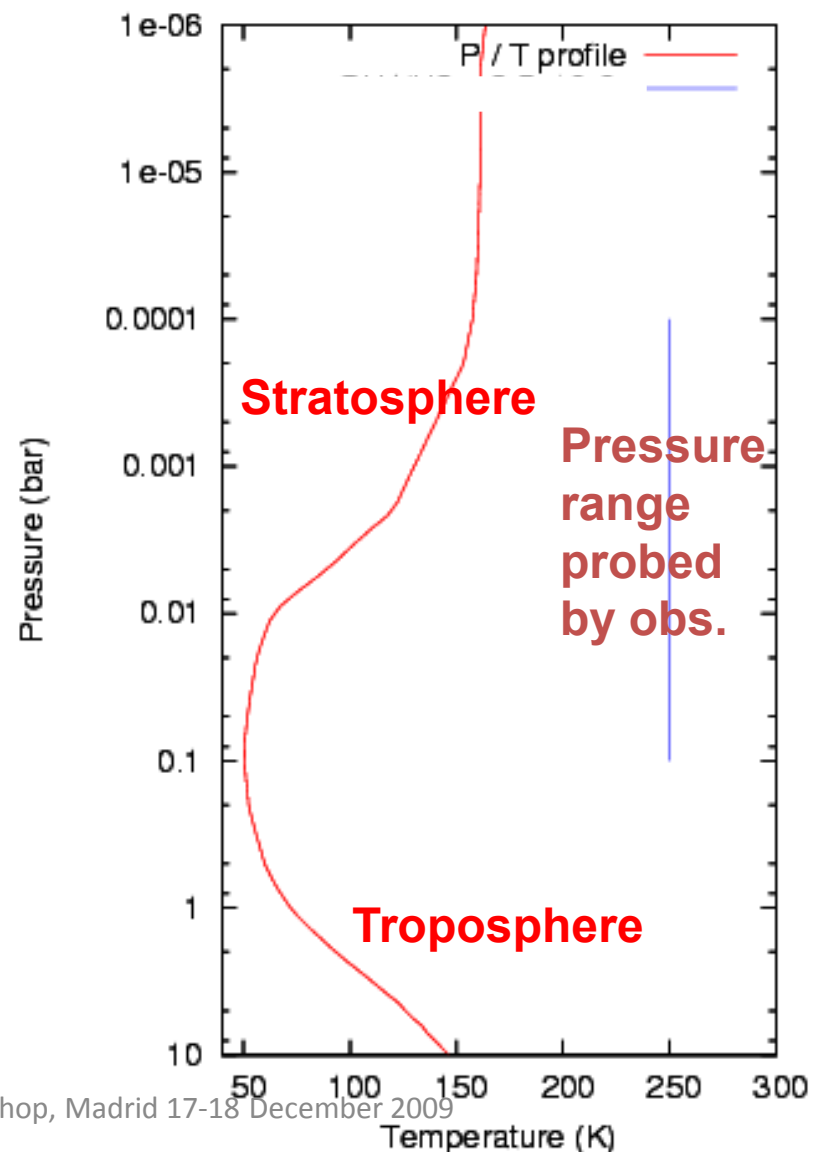
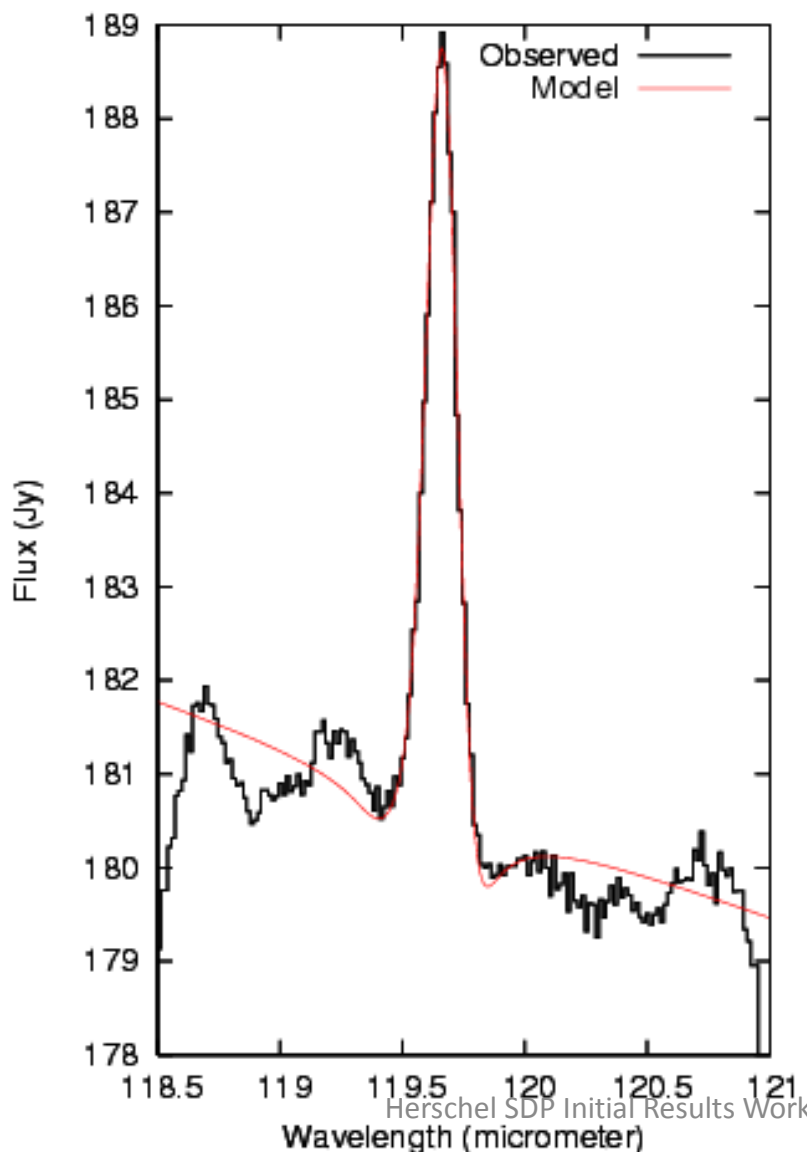


Methane in the atmosphere of Neptune

- Methane is the third most abundant species in the Giant Planets, after H₂ and He; it is very abundant in Neptune's troposphere (~ 4 %), being responsible for Neptune's color
- In Neptune's stratosphere, CH₄ has been difficult to measure (UV, thermal IR)
 - Factor-of-ten range in reported abundances (0.6-5 x 10⁻³) !
- Yet, methane is a key species, being at the origin of stratospheric hydrocarbon photochemistry
- Furthermore, its stratospheric abundance is meteorologically-constrained, reflecting its partial condensation at the temperature minimum ("cold trap")
- *Herschel will permit a new and accurate, measurement of CH₄ in Neptune's stratosphere from the first observation of the methane rotational lines*



First detection of methane 120 micron line on Neptune with PACS





Before looking at the PACS and SPIRE data of Mars it may be interesting to remember:

William Herschel offered the first scientific evidence that Mars might have an atmosphere. His observations of the planet in 1783 led him to suppose that some changes he had noted were due to "clouds and vapors.,,

[Herschel, W., "On the Remarkable Appearances at the Polar Regions of the Planet Mars, the Inclination of its Axis, the Position of its Poles, and its spheroidal Figure; with a few Hints relating to its real Diameter and Atmosphere."

Philosophical Transactions of the Royal Society of London, **74**, 233 (1784).]

Actually the last sentence in the conclusions section of this paper "Result of the contents of this paper" says:

.....

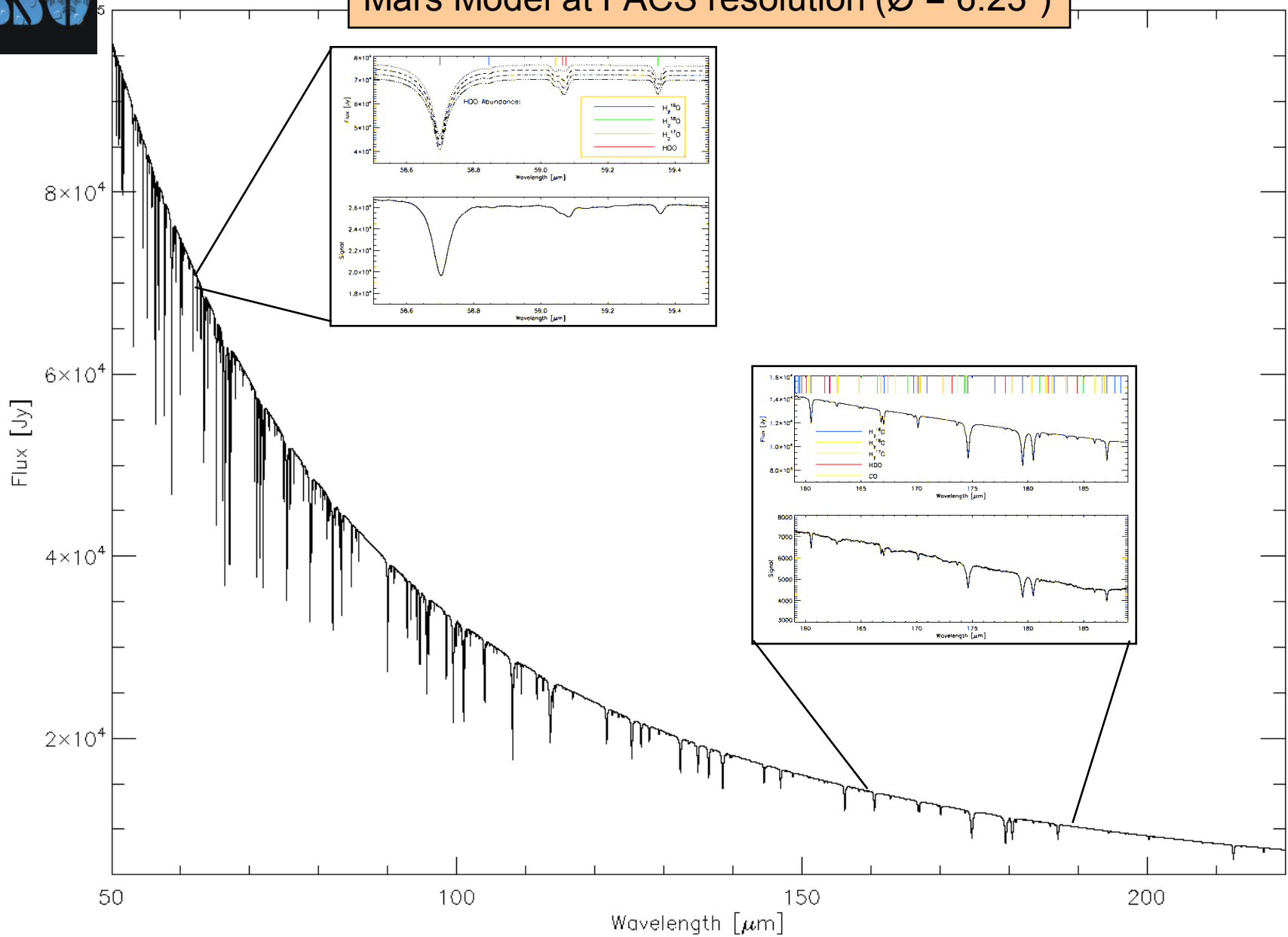
.....

"And the planet has a considerable but moderate atmosphere, so that its inhabitants probably enjoy a situation in many respects similar to ours."

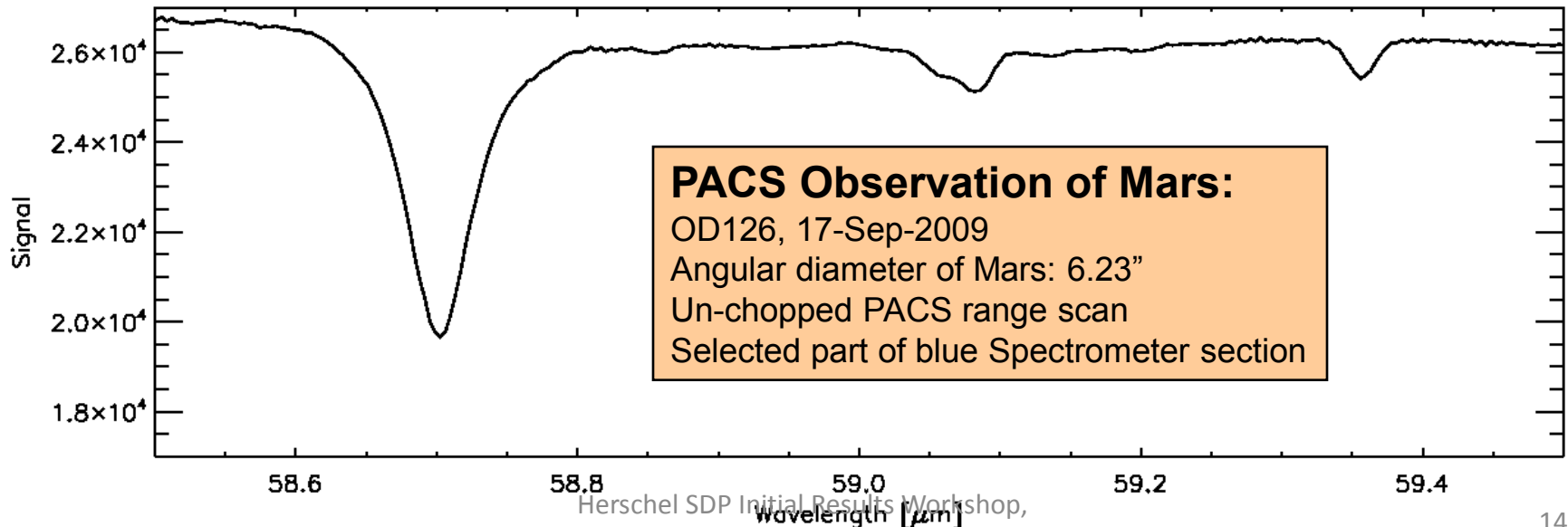
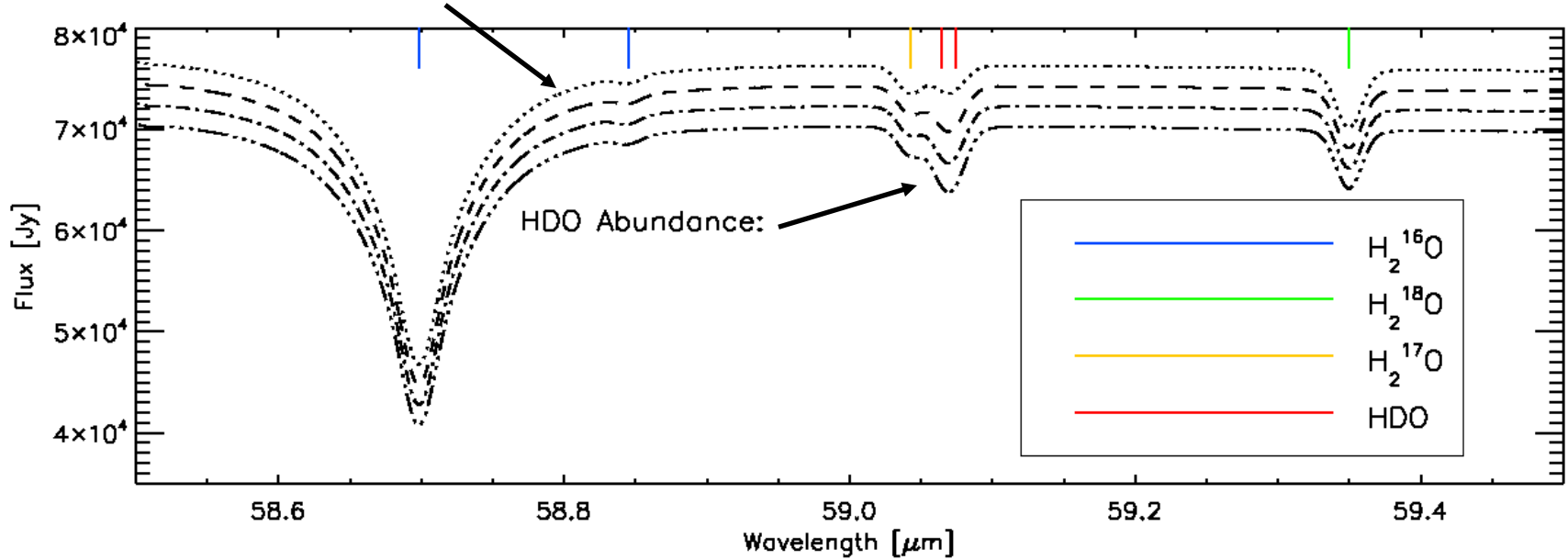
W. Herschel

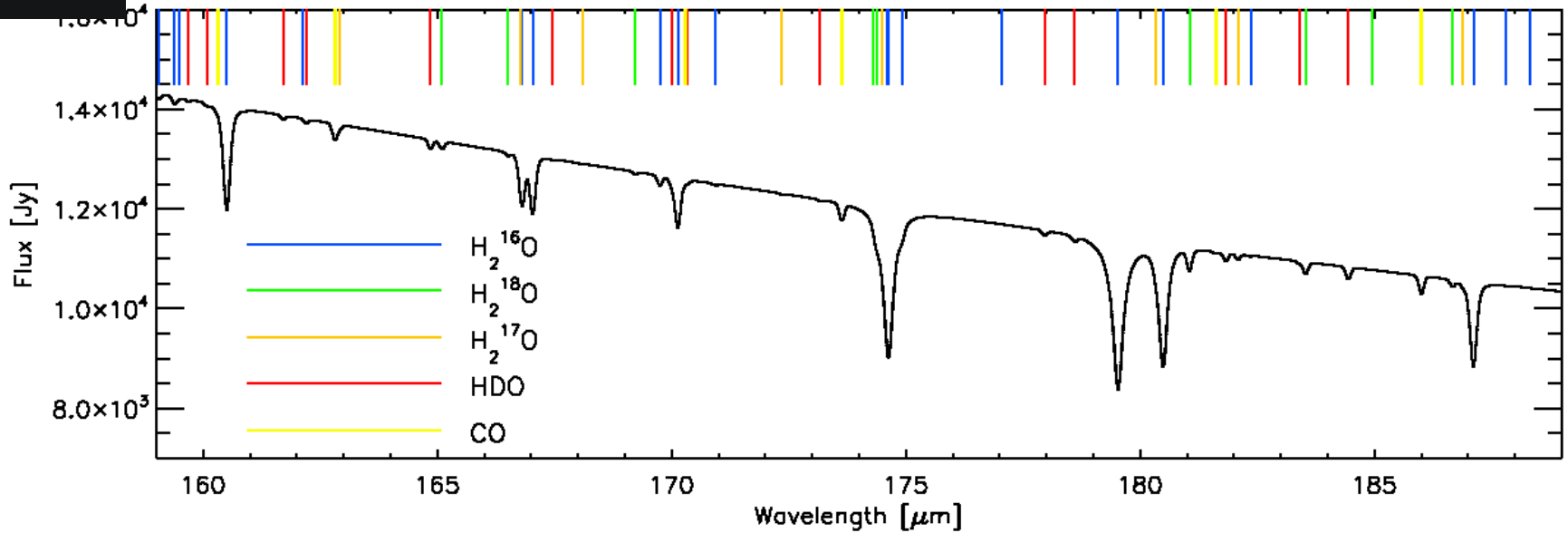


Mars Model at PACS resolution ($\varnothing = 6.23''$)

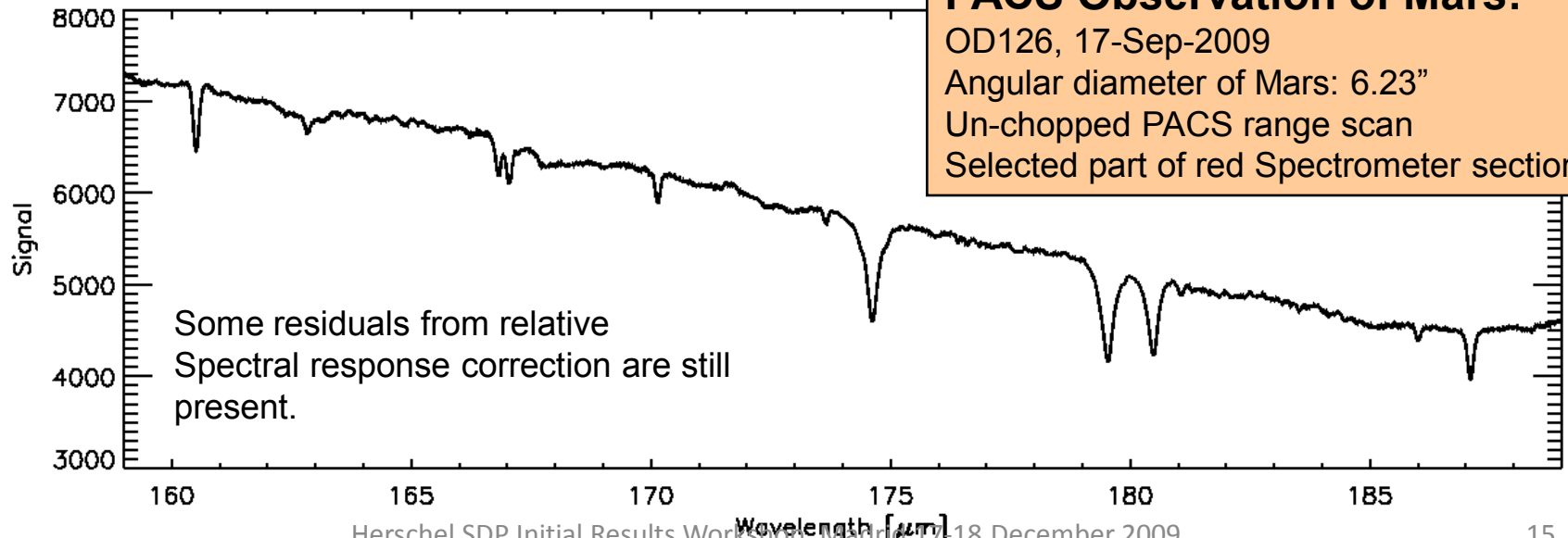


Different Models are offset for clarity



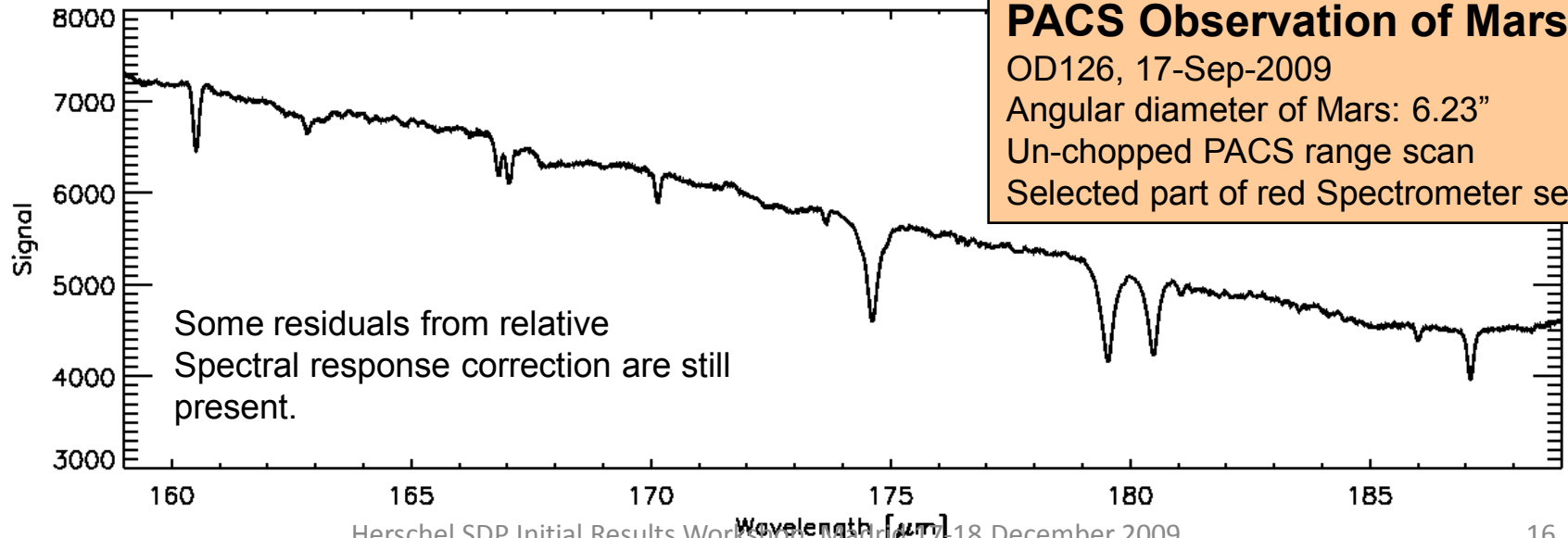
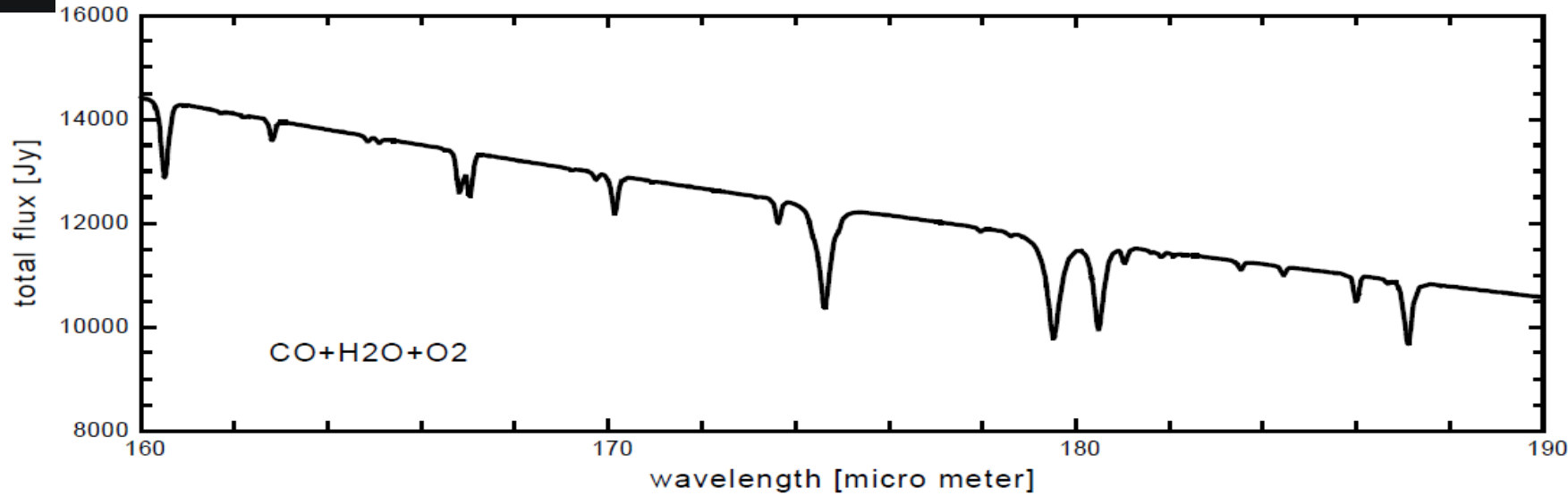


PACS Observation of Mars:
OD126, 17-Sep-2009
Angular diameter of Mars: 6.23"
Un-chopped PACS range scan
Selected part of red Spectrometer section





Mars at PACS resolution





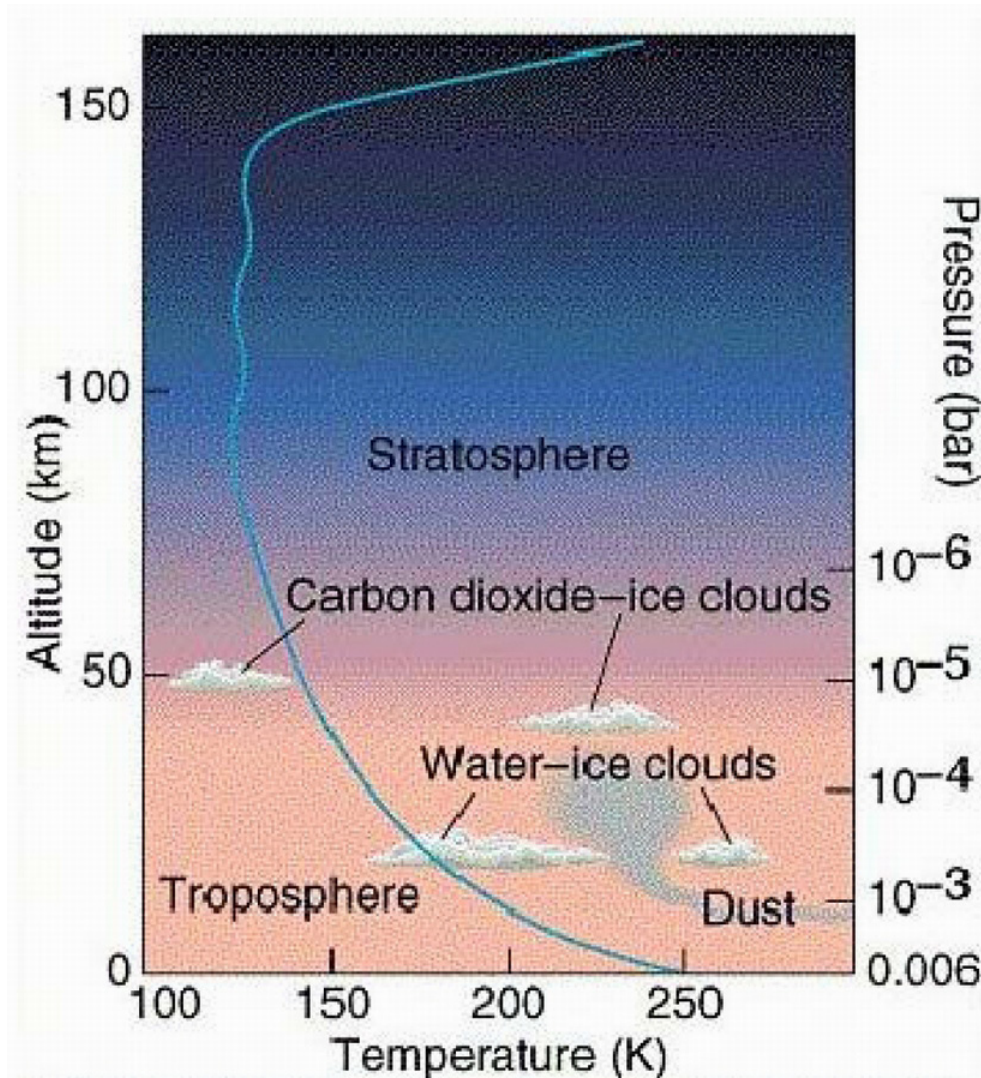
Model Description:

- Thermal Profile (see figure)
- Uniform mixing of all atmospheric species:

➤ Carbon dioxide	95.32%
➤ Nitrogen	2.7%
➤ Argon	1.6%
➤ Oxygen	0.13%
➤ Carbon monoxide	0.07%
➤ Water vapor	0.03%
➤ Methane	10.5 ppb

Radiative Transfer Code:

- Multi-layer (50 pressure levels), line by line code
- Line parameters from HITRAN database
- Mars Continuum Emission Model Tool, by Rudy, D.J., et al. 1987, Icarus, 71, 159
- High resolution model spectra convolved to PACS resolution





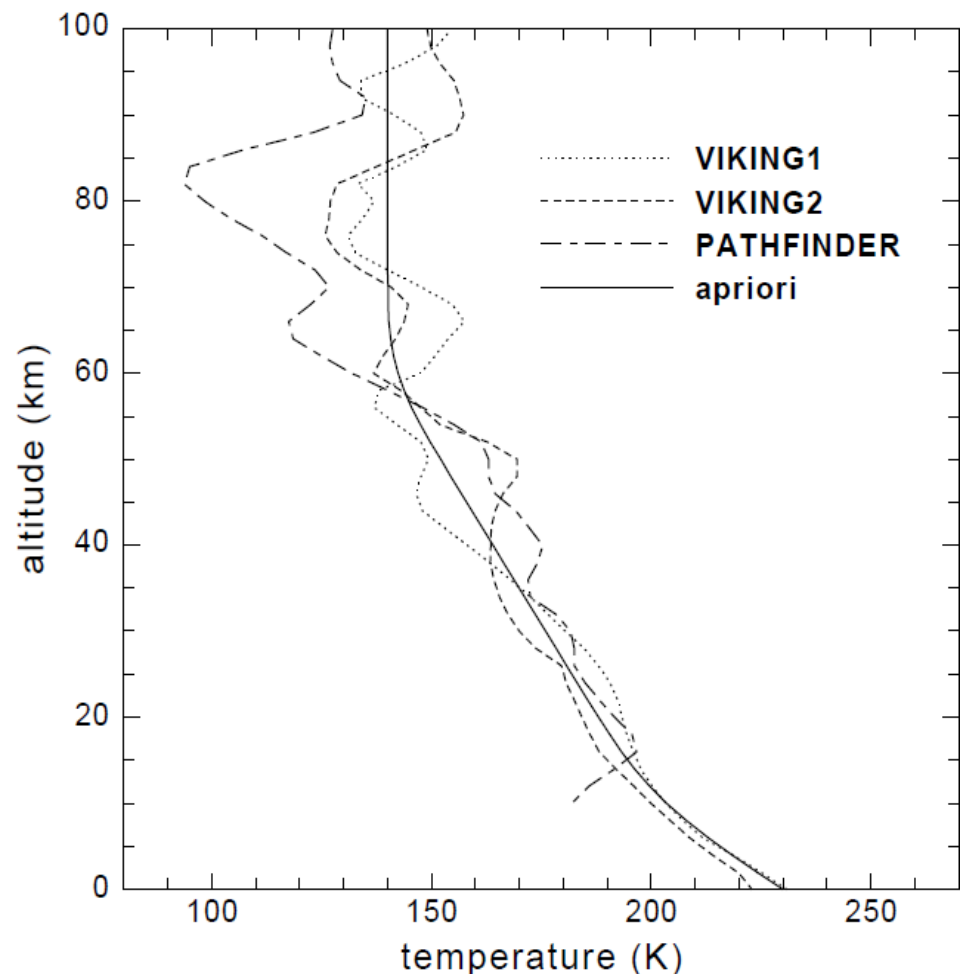
Model Description:

- Thermal Profile (see figure)
- Uniform mixing of all atmospheric species:

➤ Carbon dioxide	95.32%
➤ Nitrogen	2.7%
➤ Argon	1.6%
➤ Oxygen	0.13%
➤ Carbon monoxide	0.08%

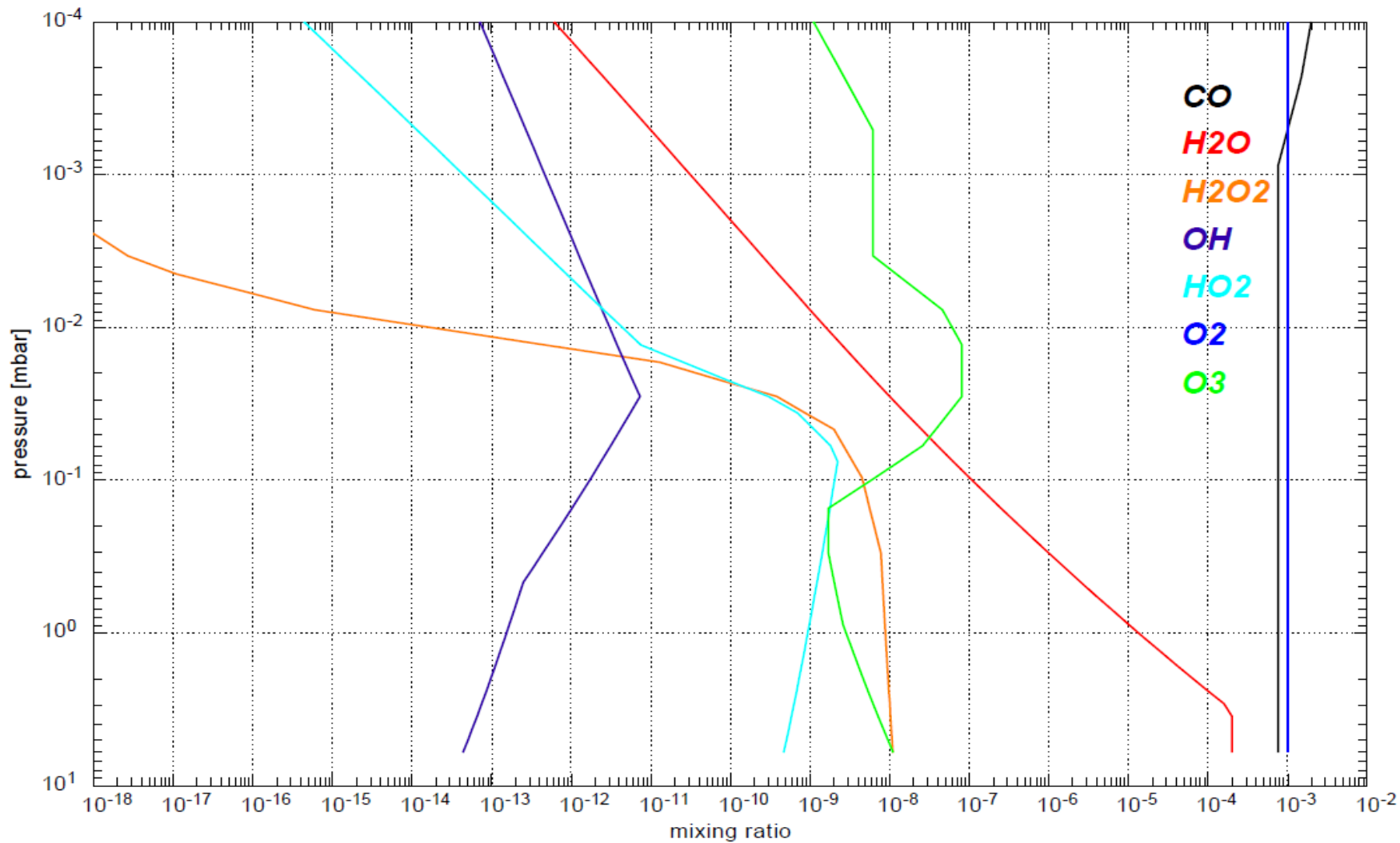
Radiative Transfer Code:

- Multi-layer (60 pressure levels), line by line code
- Line parameters from HITRAN database
- Mars Continuum Emission Model Tool, by Rudy, D.J., et al. 1987, Icarus, 71, 159
- High resolution model spectra convolved to PACS and SPIRE resolution





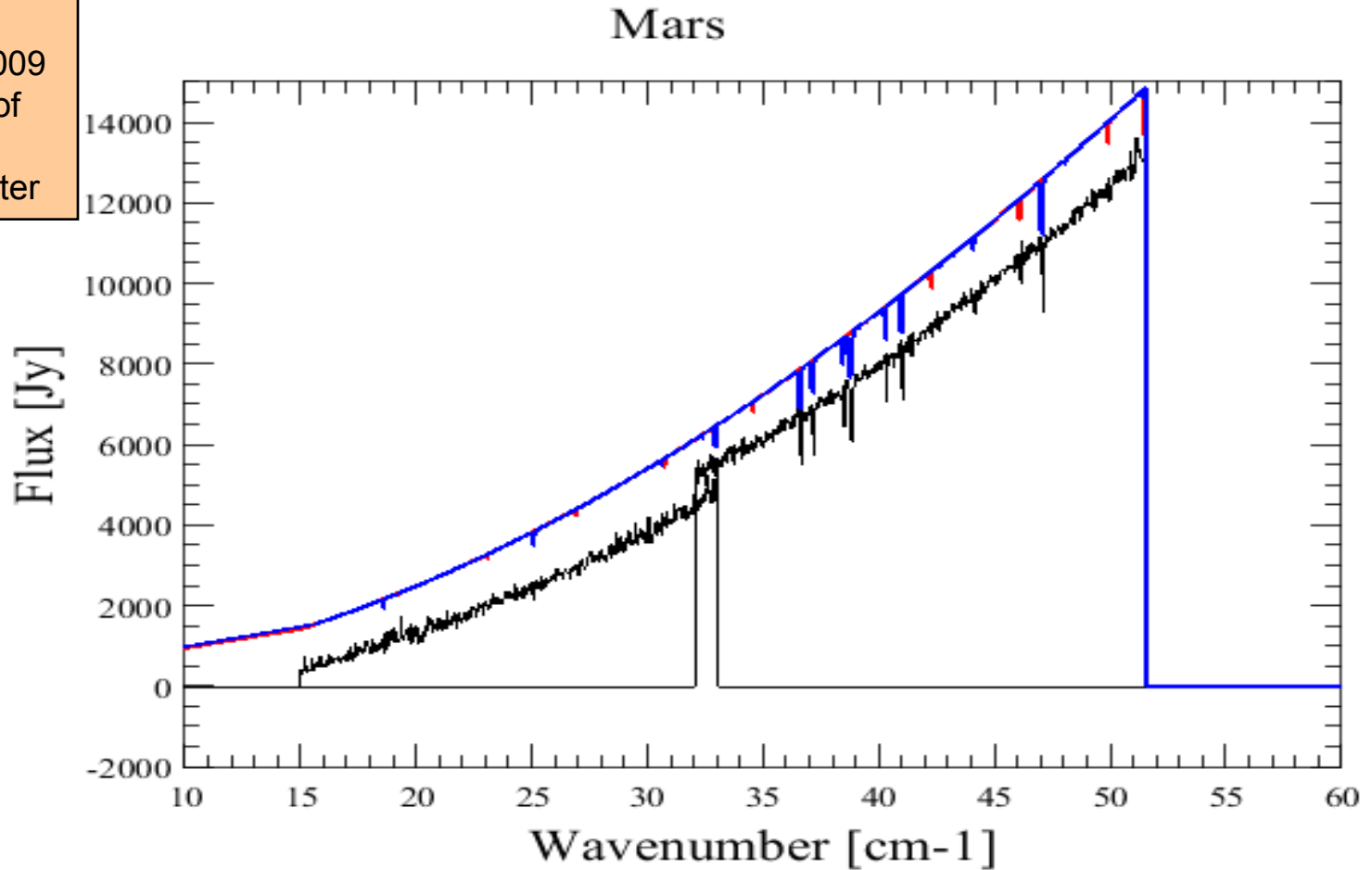
Model profiles





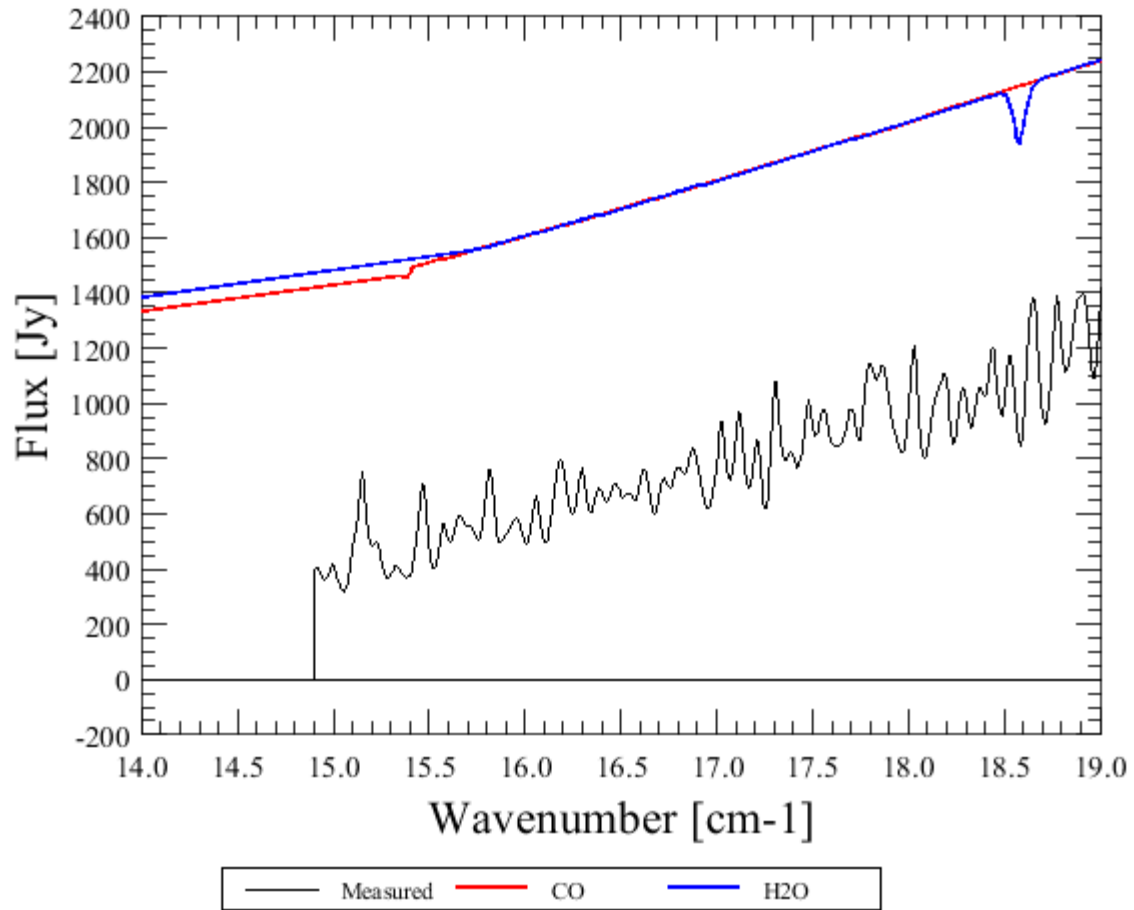
Mars observations with SPIRE

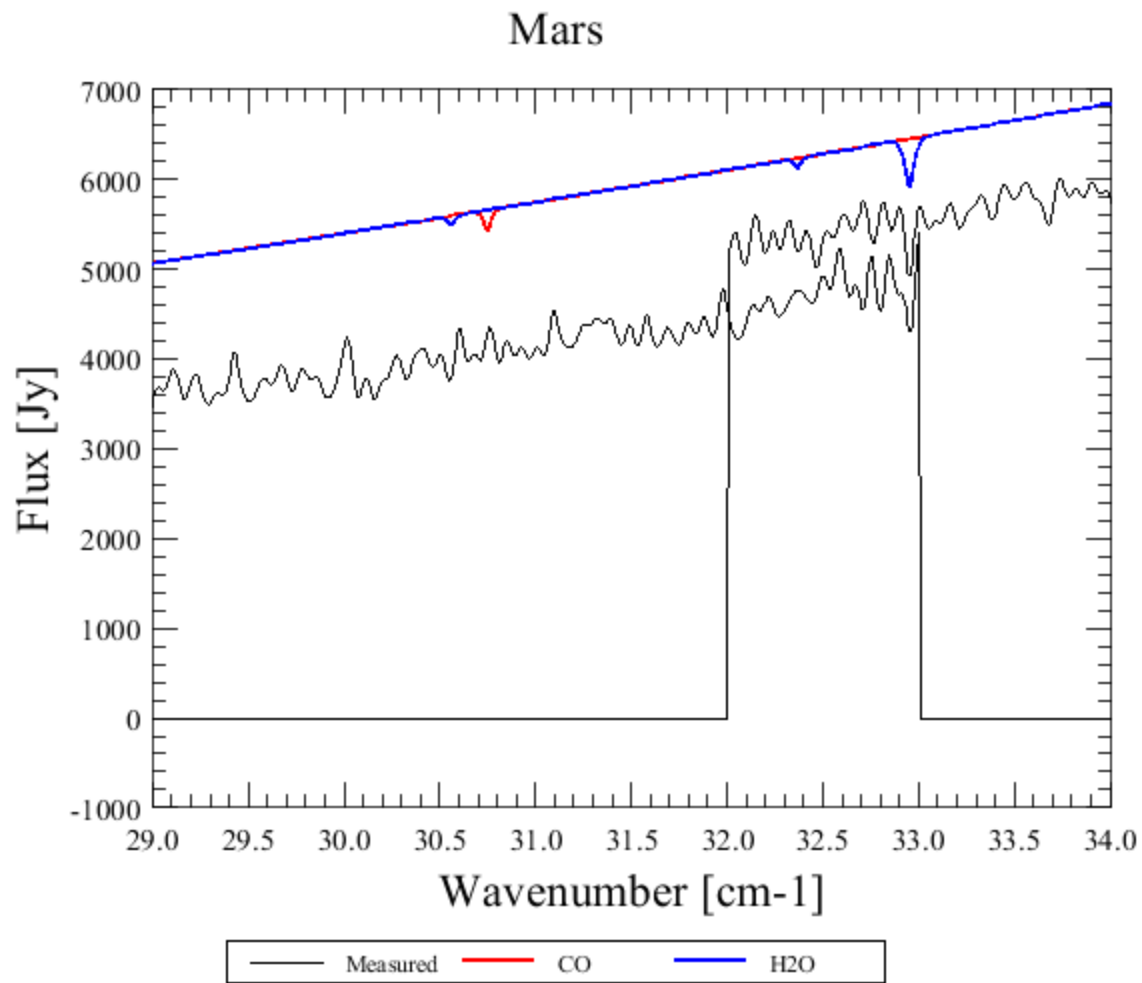
SPIRE
Observation of Mars:
OD176, 06-Nov-2009
Angular diameter of Mars: 8.2"
SPIRE Spectrometer





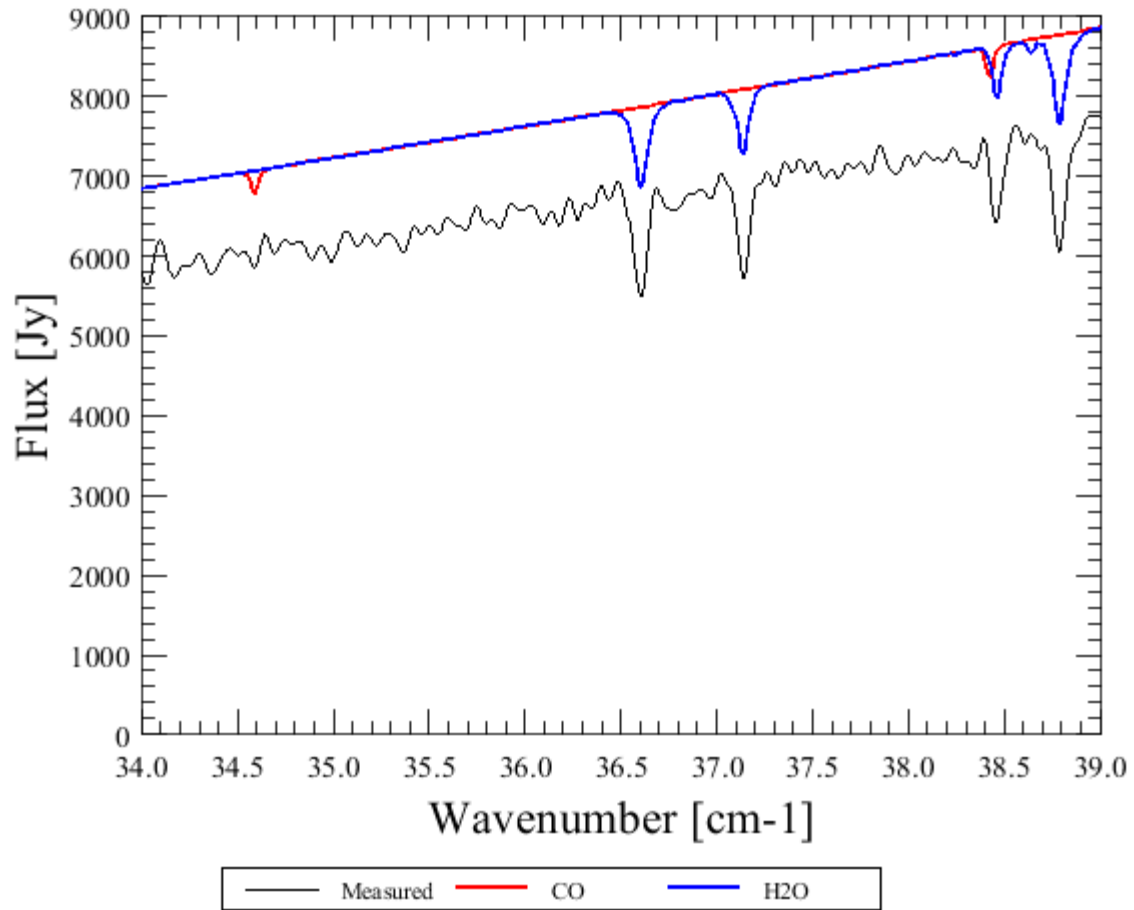
Mars

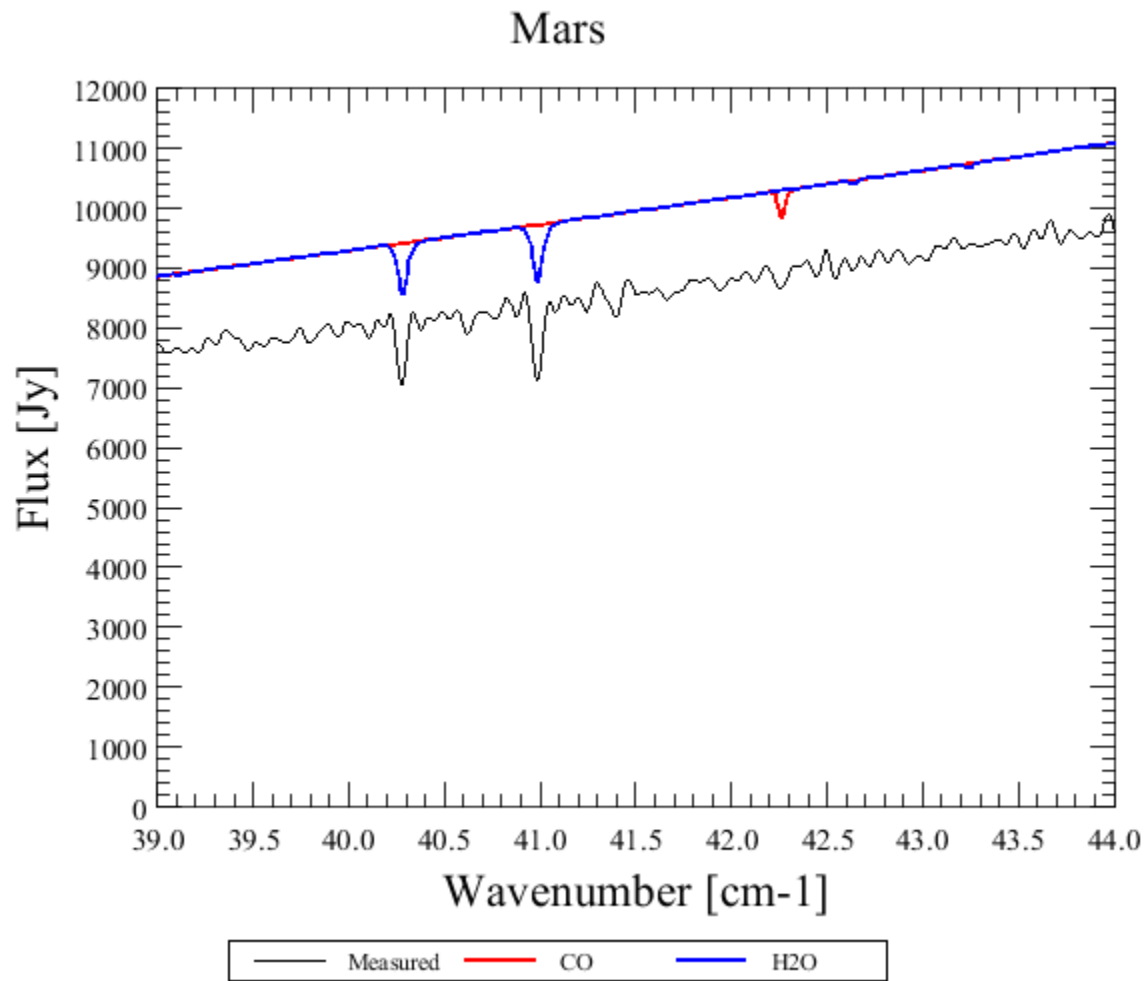




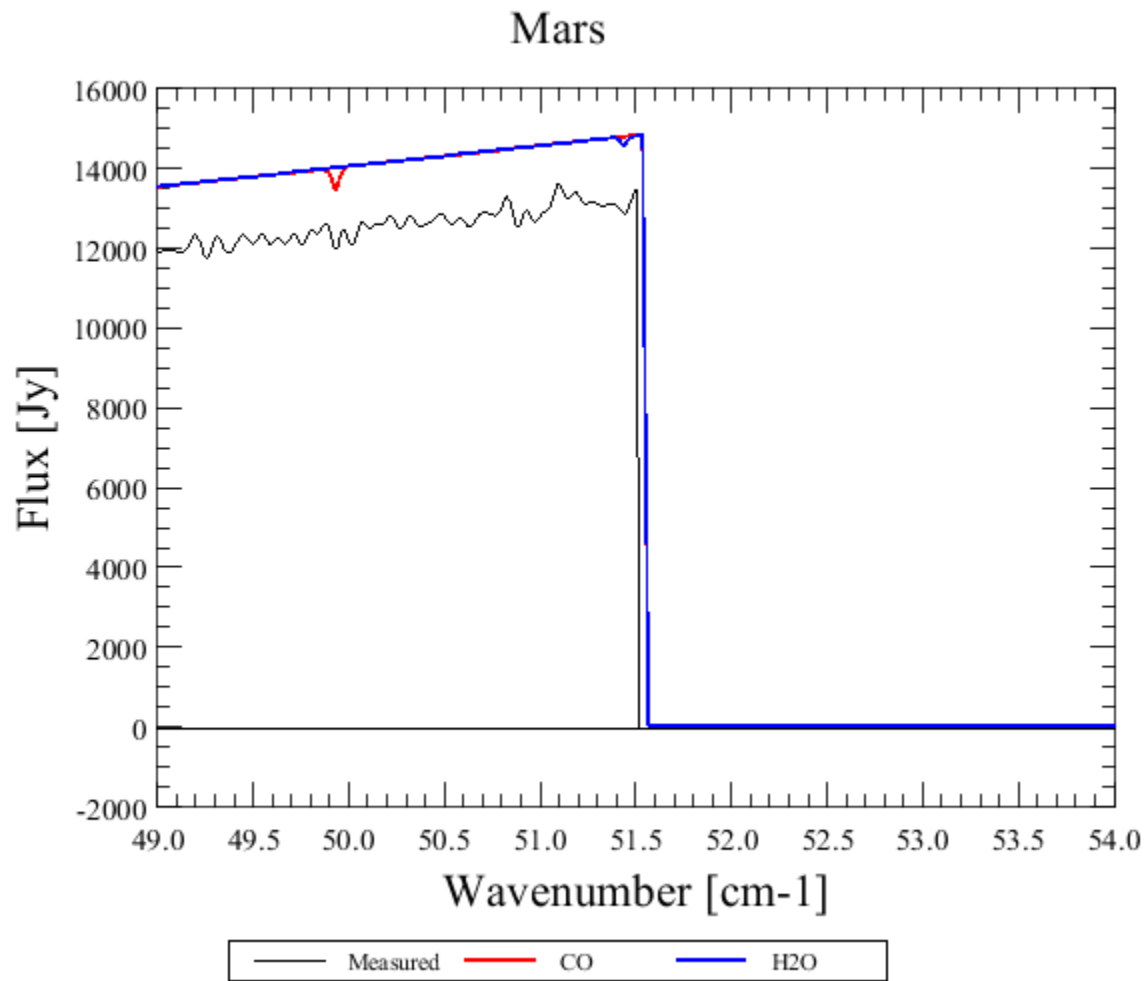


Mars





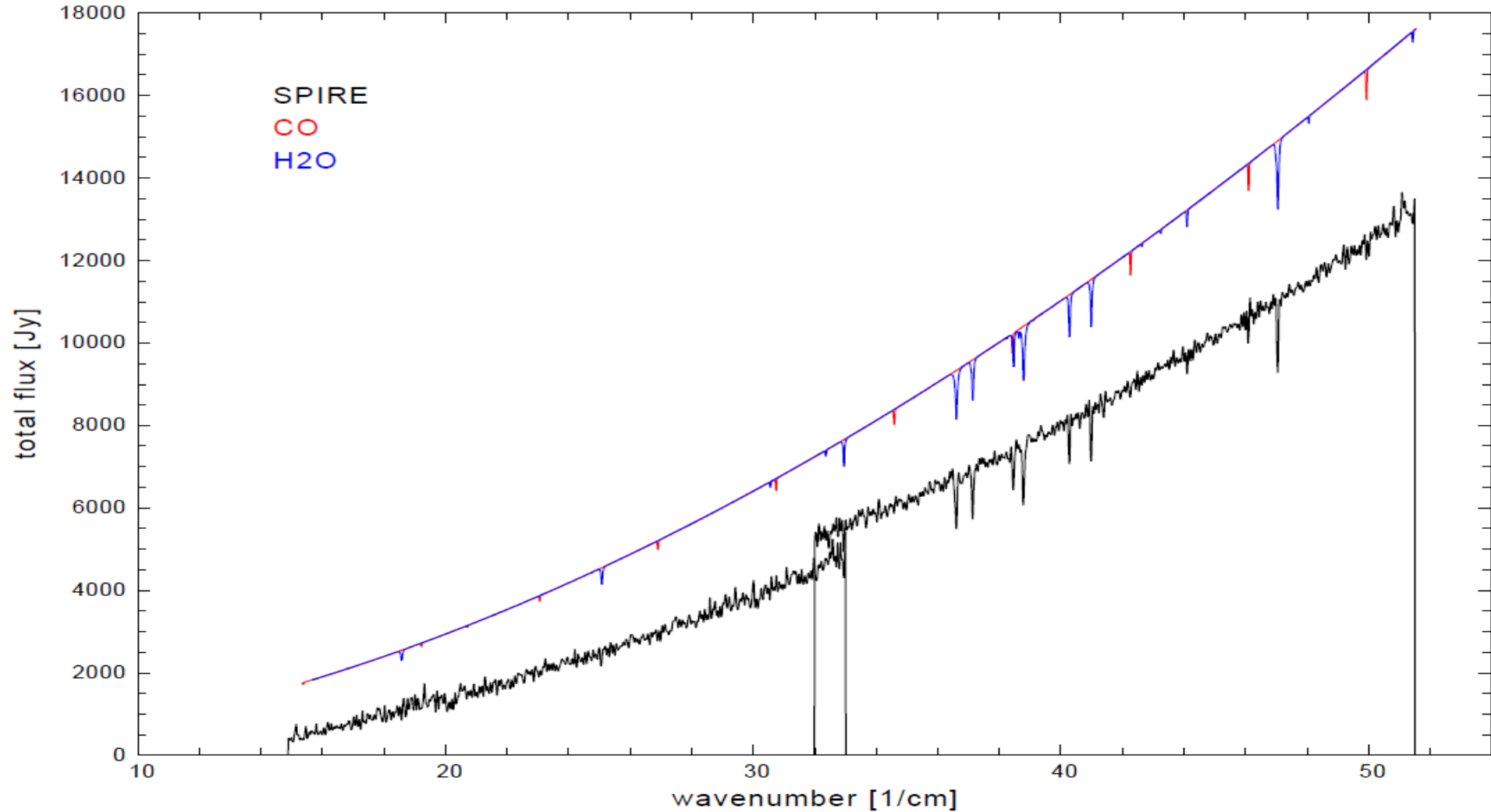






Model update

Mars at SPIRE resolution



Visit our HssO web site

- <http://www.mps.mpg.de/projects/herschel/HssO/index.htm>
- Hartogh et al, 2009. Planetary and Space Science 57, issue 13, 1596-1606.

